

Welcome to Norton Juxta Kempsey Primary School


PARENT INFORMATION EVENING

10TH JUNE 2019


PLEASE COLLECT YOUR WELCOME PACKS

Must Not Forget

- ▶ Welcome Pack (28th June)
- ▶ Induction questionnaire (tonight)
- ▶ School Visit Dates (website)
- ▶ Breakfast and After School Clubs
- ▶ Uniform
- ▶ Catering




FAQ's



- ▶ Phased Entry (No)
- ▶ Swimming Provision (KS2)
- ▶ Reading Scheme (W)
- ▶ Life Skills (PP)
- ▶ Curriculum (PP)
- ▶ Start and Finish Times (PP)
- ▶ Catering and Allergies (lunch and fruit snack free in KS1 + milk while they are 4) (JD)
- ▶ Breakfast and After School Club times and Costs - Summer Clubs (JD)
- ▶ Uniform Requirements/Essentials (logoed jumpers and cardigans available) (JD)
- ▶ Term Time Holiday Policy (JD)

Key People



- ▶ Mrs. Julia Dean – Head Teacher and Designated Safeguarding Lead (DSL)
- ▶ Mrs. Sarah Marshall – Assistant Head Teacher and Deputy DSL
- ▶ Mr. James Hurley – Chair of Governors
- ▶ Mrs. Jackie Cross – School Administrator

Early Years Team

- ▶ Mrs. Sarah Marshall – Willow Class Teacher and Subject Leader for English
- ▶ Mrs. Lisa Goode – Willow Class TA
- ▶ Mrs. Sue Wallbank – Willow Class TA


What is the Early Years Curriculum?



The 'Early Learning Goals' summarise the knowledge, skills and understanding that all young children should have gained by the end of the Reception Year.

There are 17 goals.

7 Areas of Learning and Development



3 Prime Areas:

Communication and language

Physical development

Personal, social and emotional development

Providers must also support children in 4 specific areas, through which the 3 prime areas are strengthened and applied.

4 Specific Areas:


Literacy

Mathematics

Understanding the world

Expressive arts and design

Characteristics of Effective Learning (the how not the what)



The **characteristics of effective learning** detail the ways in which children should be learning from their environment, experiences and activities.

Playing and exploring

Finding out and exploring, playing with what they know, being willing to 'have a go.'

Active learning

Being involved and concentrating, keeping trying, enjoying achieving what they set out to do.

Creating and thinking critically

Having their own ideas, making links, choosing ways to do things.

How Does the Curriculum Work?



The EYFS curriculum:


- ▶ Offers a wide range of experiences.
- ▶ Ensures that children are active in their learning through play and first hand experiences.
- ▶ Provides ample opportunity for adult led and child-initiated learning.
- ▶ Skills are taught and consolidated both indoor and outdoor.

How are children assessed?



- ▶ On-going observations – formal and informal
- ▶ Evidence taken from individual **Learning Journeys**
- ▶ Comments made from the children
- ▶ Adult initiated tasks
- ▶ Input from other adults who work with the class
- ▶ Input from home – this is crucial for the whole learning journey picture
- ▶ Baseline and Language Links Assessments

How do we ensure progress is made?



Evidence is gathered weekly and kept in each child's Learning Journey, this will include photographs, observations and any recorded work.

Progress is tracked and monitored across the school using an online tool (Insight)


We use assessment to inform our practice, plan for next steps and tailor the setting to provide suitably challenging activities and experiences.

If you are concerned about your child's progress please come in and speak to us about it.


We value our 'Open Door' policy.

How will you know, how well your child is progressing?

- ▶ Learning Journey records.
- ▶ Joining us for 'Stay, Play and Learn' sessions.
- ▶ Home school link books.
- ▶ Parents Evenings.
- ▶ You will receive information in their report at the end of the year.
- ▶ Congratulations assemblies, postcards and texts.
- ▶ Notes from school.
- ▶ Talking to your child.



Reading and Library



We have a range of reading books from different schemes, levelled using the national book banding system. Please start SHARING BLACK stickered books straight away – Main library.

Books can be changed by visiting the library each morning 8.45-9.00 .

Let us know via the home school link book if your child attends breakfast club and we will help them choose a new book.

Books and stories will be shared with children everyday. Once the children have learnt enough sounds in their phonics lessons they will progress through the RWInc story books, which will be sent home for your child to practice their fluency and comprehension with you.


Comments in the home school link book will inform you of any changes to colours of books to take home.

Please record all home reading in the home school link books – this is crucial information for us

Learning to read is a balance between challenge and confidence. We pride ourselves at NJK on our reading culture.

<http://www.nortonfirst.worcs.sch.uk/english-including-phonics/>

Learning




Research has shown...

Children learn best when there is no distinction between 'work' and 'play'.
Work is play based and play is recognised as a child's work

-much of the *learning* is by *doing*.


Children learn more when actively engaged in a task of their own choosing with skilful learning prompts and timely adult interventions.

Outdoor Learning



We have a well resourced outdoor area and we use it every day, come rain or shine. In Early Years we effectively have 2 classrooms. The outdoor and the indoor. A range of activities are available and children have access to both learning spaces. Protective clothing is required to access the mud kitchen but don't expect your child to come home as pristine as they left you.

<http://www.lotc.org.uk/wp-content/uploads/2010/12/Benefits-for-Early-Years-LOtCFinal-5AUG09.pdf>



Learning in action!

This splodge is part of my lunch. I am trying so hard to use my knife and fork correctly.

This mark was made with a pen. I'm trying so hard to develop my writing and drawing skills.

The mud kitchen is very messy but it helps me to develop my imagination and use of descriptive language – I may even be a chef when I grow up!




Painting helps me to develop my creativity. Sometimes I accidentally get paint on me – even with an apron on!

The grass stain shows that I have been physically active. Rolling around helps to support the development of my brain and nerve functions and growth.

Sometimes my uniform comes home damp. I learn huge amounts of Science and Maths when I play in the water tray.

The School Day



- 7.45 Breakfast Club Starts
- 8.45 Visit school library and change book then staff supervised walk and talk on the playground
- 9.00 Put home school link book in labelled box, put snack in drawer, lunchbox and lunchtime drink on trolley.
- 9.05 Welcome and registration
- 9.15 Collective Worship.
- 9.30 First learning session begins (Read Write Inc)
- 10.15 Snack time (children can help themselves to water throughout the day).
- 10.30 Playtime (on own playground for first few weeks).
- 10.45 Second learning session begins (Maths)
- 11.45 Preparation for lunchtime.
- 12.00 Lunchtime / playtime (on own playground for first few weeks).

- 1.00 Afternoon registration.
- 1.05 Third learning session begins.
- 2.00 Afternoon playtime.
- 2.15 Fourth learning session begins.
- 3.00 Story time and preparation for home.
- 3.10 Home time or hand over to After School Club
- 6.00 Last collection from After School Club

Preparing your child for school



When your child starts school it would be helpful if they can do these things themselves:

- ☺ Recognise their name
- ☺ Dress and undress themselves, including coats, socks/tights and shoes (ready for P.E.)
- ☺ Use the toilet and flush it
- ☺ Wash and dry their hands
- ☺ Tidy up after themselves
- ☺ Understand that they have to take turns and share
- ☺ Open food packaging and drinks bottles
- ☺ Understand that it is ok to make a mistake

Uniform



Please ensure that names are in/on **EVERYTHING** including lunchboxes and water bottles!!!

Book bags for books only.
Your child needs a water bottle everyday.

Send waterproof coats EVERYDAY-we like to get outside whatever the weather!

Sensible shoes, no jewellery, no excessive hair accessories.

NAMED P.E. kits in school everyday

NAMED wellies and waterproof suit to keep at school

Home- School Link Book will be looked at everyday; please use this as a first point of contact for non-urgent information or questions.

Stay, Play and Learn



For the first two weeks, activities will be available in the class room every morning from 8.45am.


Parents may bring children in and settle them. Please leave by 9am for a prompt registration.

Then [Stay, Play and Learn](#) is 8.45 - 9.15am one day a week.

The day will change each term to accommodate as many parents as possible.

Later in the year, children's Learning Journey books will be available for your child to share with you during these sessions.

Marvellous Me!



‘Marvellous Me’ bags will be sent home with the children after their induction day visits. In the bag there will be an activity.

Can you please complete the ‘Marvellous Me’ activity with your child and return it to school at the start of the new term. These will be used to form the first part of your child’s learning journey with us and kick start our first topic.

Reception 2019-Class Page on School Website – Now LIVE!



**NORTON JUXTA KEMPSEY
C.E. FIRST SCHOOL**

[About Us](#) [Key Information](#) [News & Events](#) [Parents](#) [Children](#)


Reception Class 2019

[Home](#) >> [Children](#) >> [Class Pages](#) >> [Reception Class 2019](#)

It's never too early to welcome new families to NJK. If your child is due to start NJK in September 2019 please take a look at some of the exciting things the current reception class have been up to, on the Willow class page. We look forward to meeting you in the coming months and getting to know your children.

Monday 10th June - Induction Evening
For parents of children starting September 2019.
Please make your way to school office for 6pm where you will be directed to the hall.

<https://norton-juxta-kempsey.secure-primariesite.net/reception-class-2019/>



Thank you for coming this evening.
We look forward to working with you.

Staff will be happy to answer any questions you
may have.