



# Welcome to Norton Juxta Kempsey CE




Avonreach

## Primary School

PARENT INFORMATION MEETING  
MONDAY 9<sup>TH</sup> JUNE 2025

*Links to documents also available on Willow Induction class page on the school website*

# Key People



**Mrs Dean**  
Head teacher  
DSL



**Mrs Cross**  
School  
Administrator




**Miss Tarling**  
Willow Class Teacher



**Mrs Goode**  
Teaching Assistant

# Key People




- ▶ Mrs Sarah Marshall – Deputy Head Teacher and Deputy DSL
- ▶ Mrs Sheri Baker- Thrive Practitioner
- ▶ Mrs Jackie Cross – School Administrator
- ▶ Mrs Daisie Barnett – Chair of Governors

# The School Day

Please note ALL pupils start full-time in September.

7.45	Breakfast Club starts (Optional)
8.45	Enter school by the main gates where Mrs Dean is waiting to greet you
9.00	Welcome, put belongings away, emotions chart and registration
9.10	Collective worship
9.30	First learning session begins
10.30	Snack time (Children can help themselves to water throughout the day)
10.30	Play time (on own playground for first few weeks)
10.45	Second learning session begins
12.00	Lunch time/ play time (on own playground initially)
1.00	Afternoon registration and afternoon learning session begins
3.15	Story time and preparation for home
3.30	Home time or hand over to after school club
5.45	Last collection from after school club




# Induction and Helping the Children to Settle



- ▶ Drop in sessions
- ▶ Induction morning
- ▶ We spend first few weeks focusing on getting to know the children, allowing them to become familiar with new environment and routines as well as each other
- ▶ Lots of games and activities designed to help the children get to know each other
- ▶ Marvellous Me bags

# Marvellous Me!



‘Marvellous Me’ bags will be sent to you later this term. In the bag there will be an activity.


Can you please complete the ‘Marvellous Me’ activity with your child and return it to school at the start of the new term. These will be used to form the first part of your child’s learning journey with us and kick start our first topic.

# Overview of the Year




<b>Autumn 1</b>	<b>Autumn 2</b>	<b>Spring 1</b>	<b>Spring 2</b>	<b>Summer 1</b>	<b>Summer 2</b>
Me and My Community	Celebrations and Special Occasions	A Walk on the Wild Side	Castles, Dragons, Princesses and Knights	Jack and the Beanstalk	Minibeasts

# What is the Early Years Curriculum?



- The Early Years Foundation Stage (EYFS), is a series of guidelines on the learning and development of children up to five years old. The curriculum covers seven key areas of learning deemed essential for a child's early years development. See web page for more information
- We ensure children are active in their learning through play and a wide range of hands- on experiences. A mixture of adult led and child-initiated learning skills are taught and consolidation is **both indoors and outdoors**
- The 'Early Learning Goals' summarise the knowledge, skills and understanding that all young children should have gained by the end of the Reception Year. See link on our website and information booklet in Autumn term.

# How are Children Assessed?



On-going observations

Learning Journey

Comments made from the children

Adult initiated tasks

Input from other adults who work with the class

Input from home

Baseline, Speech and Language Assessment and Read Write Inc. assessments

# How Do We Ensure Progress Is Made?



Evidence is gathered and kept in a class Learning Journey, this will include photographs, observations and any recorded work.

Progress is tracked and monitored across the school using an online tool (Insight)

We use assessment to inform our practice, plan for next steps and tailor the setting to provide suitably challenging activities and experiences.

We value our 'Open Door' policy

Please contact via Home School Link Book, Seesaw or Email

# How Will You Know How Well Your Child Is Progressing?




- ▶ Learning Journey records.
- ▶ Home school link books.
- ▶ Parent teacher consultation evenings- two per year.
- ▶ End of year report
- ▶ Congratulations assemblies, postcards and texts.
- ▶ Notes from school.
- ▶ Talking to your child.

# Preparing for School



- ☺ Recognise their name
- ☺ Dress and undress themselves, including coats, socks/tights and shoes
- ☺ Use the toilet independently and flush it
- ☺ Wash and dry their hands
- ☺ Tidy up after themselves
- ☺ Understand that they must take turns and share
- ☺ Open food packaging and drinks bottles
- ☺ Use a spoon, knife and fork to eat
- ☺ Hold a pencil to draw

# Preparing for School- *Uniform*



Please ensure that names are in/on **EVERYTHING** including lunchboxes and water bottles!!!

Book bag and lunch box only, no big bags.

Send waterproof coats EVERYDAY-we like to get outside whatever the weather!

Sensible shoes, no jewellery, no excessive hair accessories.

**NAMED** P.E. kits (currently coming to school in kits on PE days)

**NAMED** wellies and waterproof suit to keep at school- we use our outdoor area daily, come rain or shine

Home Link Book will be looked at everyday; please use this as a first point of contact for non-urgent information or questions.

# Willow Class Page on School Website

## Class Pages

Home > Children > Class Pages

### Academic Year 2025 2026



Willow Class 2025 2026

### Academic Year 2024-2025



Elm Class





We look forward to working with you and meeting your children.

Staff are always happy to answer any questions you may have  
so don't hesitate to contact us.

Please check induction letter for the timetable of events.

Classroom visit